



Will take it late I guess

More V<sup>7</sup>'s, Introducing vii<sup>o7</sup>A. Make a few more progs with V<sup>7</sup>.

These progs are a little more complicated than just I-V<sup>7</sup>-I. Write them in the same four-part texture we always use, and add a key sig to start. Review pp. 25-27 on how get in to your V<sup>7</sup>'s. (In brief my advice is "don't move too much and remember your step zone.")


1)  A grand staff consisting of a treble clef on top and a bass clef on the bottom, with a brace on the left side. The staff is empty.

B $\flat$ : I ii V<sup>7</sup> I


2)  A grand staff consisting of a treble clef on top and a bass clef on the bottom, with a brace on the left side. The staff is empty.

A: I IV V<sup>7</sup> IB. Simple i-vii<sup>o7</sup>-i

Make these progs in minor keys. Follow the procedure I show on p. 31.

3)  A grand staff consisting of a treble clef on top and a bass clef on the bottom, with a brace on the left side. The staff is empty.

d: i vii<sup>o7</sup> i

4)  A grand staff consisting of a treble clef on top and a bass clef on the bottom, with a brace on the left side. The staff is empty.

f: i vii<sup>o7</sup> i