

Chord Progressions: The Final Battle

A. The Step Zooone


Please read pp. 72-74 on this new detail for our chord progressions. Each of these progressions include a “step zone” which must be handled with care. If you like you can put a bracket underneath that part to mark the zone.

Start each progression by putting in a key signature.


EXAMPLE




C: I ii V I



D: I ii V I



B \flat : I IV V I




c: i iv V i


B. Moving By 3rd/6th (double common tone)

All right, the final move we are going to learn is taking the double common tone when the bass moves by a third or sixth. You can look at pp. 75-78 in the book for examples of this.

Start each progression by putting in a key signature.



A: I vi IV V I



c: III VI iv V i