

(The other #11 is really #10.)

More Roman Numerals

A. Identifying Triads in Major Keys

Consult p. 58 in the theory text for a refresher on how we use these roman numerals. Here I will give you a key signature, a key indicator, and a chord. Add a roman numeral to each chord.

1)



D:

2)




B \flat :

3)



A \flat :

4)



F:

5)



D \flat :

6)




G:

B. Making Triads in Minor Keys


This part is documented on p. 59 in the theory text. In particular, make sure you understand the procedure for making V and vii $^\circ$ in minor (which involves a raised leading tone.) Here the setup includes sig, key indicator, and roman numeral. Make the requested chord on the staff.

7)




e: ii $^\circ$

8)



a: V

9)



d: VI

10)



f#: iv

11)



b: V

12)



c: vii°