

Final Exam Study Guide Spring 2026

Our exam is scheduled for Tuesday, May 5 at 11:00 AM

A. Adding counts to rhythms

We'll go all the way back to the beginning and add counts to a few rhythms in 4/4. This will include a dotted quarter-note "heartbeat" figure, and also some sixteenth-note "grasshoppers" and "telephones." As usual I'll ask for numbers in parentheses where the beats do not sound.

1 (2) + 3 4 1 (2) 3 (4)

1 + a 2 + 3 4 + a 1 + 2 3 (4)

(If you don't quite remember the dotted heartbeat rhythm you could practice by putting counts in our rhythmic anthology Part F.)

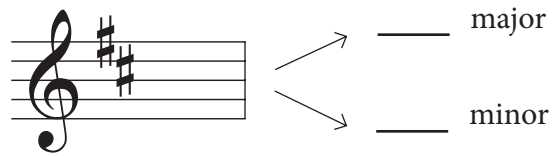
B. Making some scales

We'll spell out some major and minor scales, including one "harmonic" minor. You can make these with a key signature or apply the accidentals directly to the notes.

Q: Make an A \flat major scale.


C. Identifying key sigs

Here I give you a key signature and you identify both the major key and the relative minor key it represents.



D. Making some triads

I ask for a few triads, you make 'em on the staff. Includes all four kinds, major, minor, diminished and augmented.



A diminished

E. Intervals


They're baaaack. I give starter notes, arrows, and interval sizes, you make that interval above or below the note. Not too many - maybe six of them @ 2 points each.



↑ m3 ↑ P5 ↓ M2

F. Recognizing Some Roman Numerals

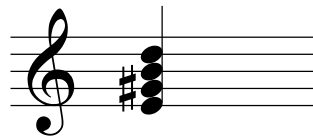
I give you a key sig, a key indicator, and a triad. You figure out what roman numeral it is.



A: V

G. Seventh Chords

I ask for some seventh chords, and you make 'em. Could be any of the five kinds we studied, major seventh, dominant, minor, half-dim or fully dim.



E dominant 7th

H. Progressions

We'll do a few progressions. This will include include some that require our new "step zone" move.

HOMEWORK DEADLINE

Remember that your davesmey.com profile has complete information on your grade, including your homework record. In general each homework assignment is worth about 1.5 points on your final grade. I will take homework all the way until our final (on Tuesday, May 5).

You could even email me pictures of homework over the weekend and I would maybe send feedback.

Using Tonesavvy for Savvy Success (on the Final)

Here are the exercises you could do to study for the different parts of our test.

B. Making Scales

You could use TS to practice major, minor and harmonic minor scales. Select "Music Theory" and then "Scale Building"

Major scales - In the settings screen, click on "no accidentals" first. Then turn B-flat, E-flat, and A-flat and D-flat back on. For scale type turn off everything but major.

Minor scales - Click on "no accidentals" first. Turn on F# and C# minor. Turn off all scale types except minor and harmonic minor.

C. Key Signatures

Click on "Music Theory" and "Key Signatures." Turn off the signatures for F#, C#, Gb and Cb. Select "ask major and minor keys."

D. Making Triads

Click on the "Building Chords" exercise. Select "common accidentals." Default is our four chord types (major, minor, diminished and augmented) so you are good to go.

E. Intervals

You can use the "Interval Building" exercise. Here the settings options aren't perfect for us. First, I would pick "common accidentals" and leave the major, minor and perfect intervals turned on. However, that won't quiz us on augmented fourth and diminished fifth, which we definitely need, and maybe we also need the augmented second. SO, I would do another round with just augmented and diminished turned on, and fourth, fifth and second. It will ask you some extra stuff we don't care about, like the augmented fifth.

F. Recognizing Roman Numerals

TS is only set up to write your roman numeral chords, not recognize them. You can't have everything I guess. BUT writing your chords would be good practice - pick "Chord Functions." Click on "no accidentals" and then turn Bb, Eb and Ab back on. (Turn B major off I guess.) Turn off all chord types except for "diatonic triads." Select "ask major and minor keys."

G. Making Seventh Chords

Select "Chord Building." Turn off crazy root notes like Cb, Fb, E# and B#. Turn off all of the triad types and turn on our five kinds of seventh chords – dominant seventh, major seventh, minor seventh, half-dim, and fully dim. (Skip over "minor major seventh" which we do not use.)

H. Chord Progressions

Tonesavvy does not have this. There is surely some app somewhere that will let you write a chord progression and scan your work for mistakes, but it would probably not be set up the way we do it. :/