

Final Exam Preview Fall 2025

Our exam is scheduled for Monday, Dec 8 at 11:00 AM

A. Adding counts to rhythms

We'll go all the way back to the beginning and add counts to a few rhythms in 4/4. This will include a dotted quarter-note “heartbeat” figure, and also some sixteenth-note “grasshoppers” and “telephones.” As usual I'll ask for numbers in parentheses where the beats do not sound.



(If you don't quite remember the dotted “heartbeat” rhythm you could look at Homework #5, or practice by putting counts in our rhythmic anthology Part F.)

B. Making some scales

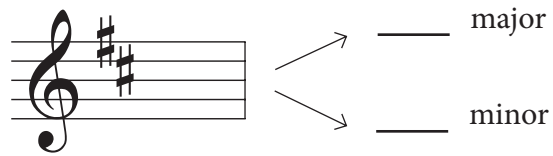
We'll spell out some major and minor scales, including the “harmonic” minor variant. I will give you a choice of applying your accidentals directly to the notes (like I did in this example) or starting with a key signature. If you use a sig it has to be drawn correctly. :)

Q: Make an A \flat major scale.




C. Identifying key sigs

Here I give you a key signature and you identify both the major key and the relative minor key it represents.




D. Making some triads

I ask for a few triads, you make 'em on the staff. Includes all four kinds, major, minor, diminished and augmented.




E. Intervals

They're baaaack. I give starter notes, arrows, and interval sizes, you make that interval above or below the note. Not too many - maybe six of them @ 2 points each.




F. Making Some Triads From Roman Numerals

I give you a key indicator and a roman numeral. You make the triad. You can start with a key signature or just put the accidentals directly on the notes.



G. Seventh Chords

I ask for some seventh chords, and you make 'em. Could be any of the five kinds we studied, major seventh, dominant, minor, half-dim or fully dim.



H. Progressions

We'll do two more progressions. These will potentially include all of our "moves" (common-tone, next-closest, step-zone, and double common-tone.) Review worksheets 15-18 and/or chapters 18-20 in the textbook to remember what moves go where.

I. Analysis

The grand finale will be a short roman numeral analysis of a passage of real music. It will be a lot like the one in Worksheet 19. It will have blanks that indicate where each new harmony begins and the non-chord tones will be circled, so you can pick around them. It will probably include inverted triads that need ⁶ and ₄ symbols and one or more seventh chords.

Andantino

F: I IV I V⁷

HOMEWORK DEADLINE

Remember that your davesmey.com profile has complete information on your grade, including your homework record. In general each homework assignment is worth about 1.5 points on your final grade. I will take homework all the way up to our final (on Monday Dec 8).

You can email me pictures of homework and I if I have time I will send feedback. I plan to file final grades on Tuesday Dec 9, and basically the moment I file is the absolute, positive deadline.